

How do I get a...

The information contained in this document is of a general nature and not meant to take the place of the building or zoning codes, which are comprehensive and often detailed. Nothing herein should be construed as an interpretation of the applicability of codes and procedures to your specific project. If there are any questions about the application of the information herein, please contact the building inspection office.

Swimming Pool Building Permit for a Residence

To do the project safely and legally the following issues must be considered and addressed when placing a swimming pool on your property:

1. A site plan submitted with a building permit application is required to show the proposed location of the swimming pool on the property. You may use a copy of the town GIS map for your property found on the town website.
2. The swimming pool must be in the rear yard behind the back line of the house or any decks and additions and must be at least five feet from any property line.
3. Corner lots have additional requirements for setbacks on the street side of the yard. For specific information about your lot contact the zoning enforcement officer at 860-584-6214.
4. The swimming pool cannot be located in delineated wetlands or in any recorded easement. These areas may be shown in one of the layers on the town GIS map.
5. The Bristol-Burlington Health District will need to review and approve the site plan if your property is serviced by a well or a septic system. The swimming pool must not be located on top of wells or septic systems.
6. A building permit is required for swimming pools and on-line applications are available at the building inspection kiosk in town hall or via the internet on the building inspection website.
7. The building permit application package must include details of the required barriers and gates. See the swimming pool regulations on the building inspection website.
8. Structural details must be included for any deck that will be built or altered to serve the swimming pool. Barrier, gate, and stair details must be shown on the plans.
9. Call-Before-You-Dig must be notified by calling 8-1-1 if you will be doing any excavating for the pool pad, deck piers, or electrical conduits.

CITY OF BRISTOL

POOL PERMIT APPLICATION GUIDE

ACCORDING TO THE 2014 IRC WITH THE 2018 CT AMENDMENTS

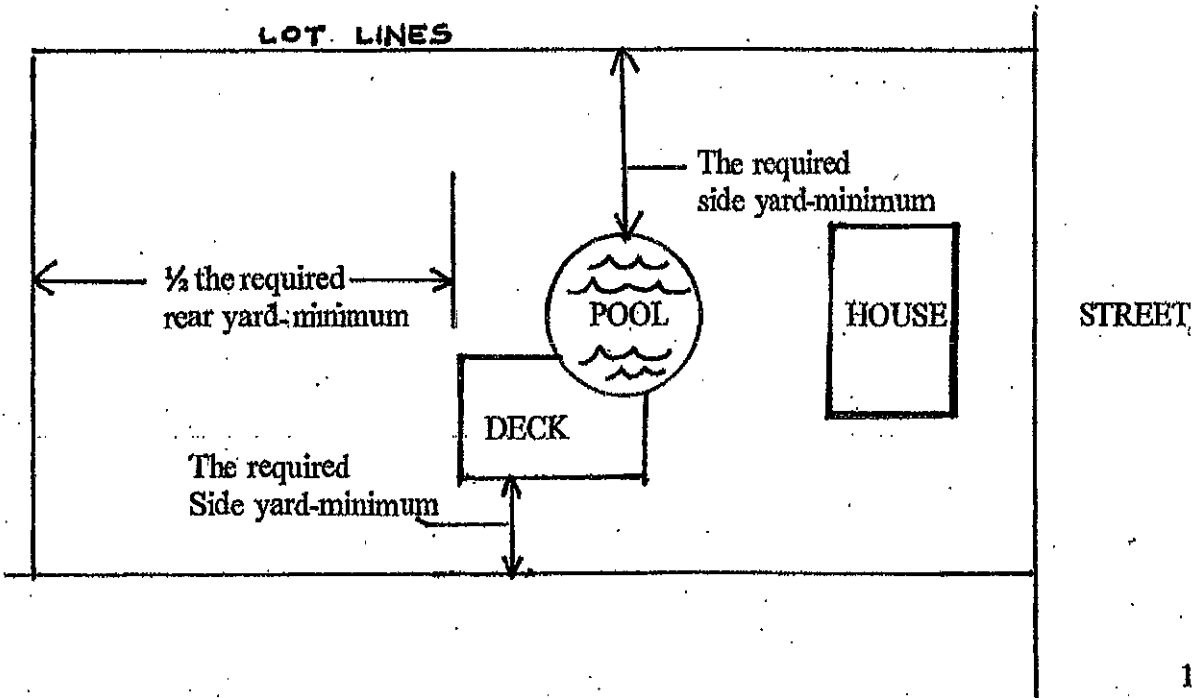
To apply for a pool permit with the City Of Bristol you must submit the following:

- 1) Building Permit Application Form, the top half filled out which includes the owner's name, phone number, the contractor, name, address, phone number and license number, the estimated cost of the pool including the cost of its installation. Sign and date the form.
- 2) Electrical Permit Application Form- No pool permit can be issued without an electrical permit application being completed-you can't install a pool without the appropriate filter and electrical hook ups.
- 3) Show the location of the pool on the included "Pool Location Form" or on a plot plan supplied by this office or on a copy supplied by you.
- 4) If you are proposing to build an above ground deck to enter an above ground pool-see the included pool deck construction handout included with this packet.

ZONING REGULATION REGARDING SWIMMING POOLS

Swimming Pools are allowed to be placed on a property under the following guidelines:

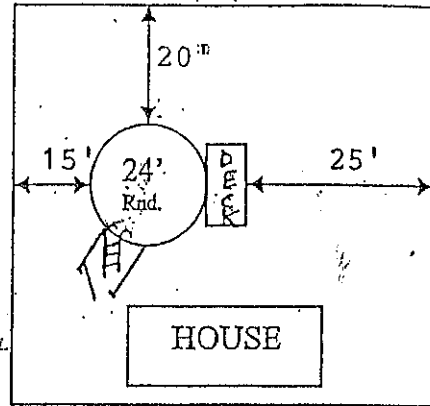
- (1) Setbacks shall be measured from the nearest lot line to the edge of any deck or platform structure adjacent to the pool, or otherwise to the exterior lip of the pool; and
- (2) The pool and any appurtenant structures (decks, filters, filter buildings, changing sheds) associated therewith shall not be located within the required front or side yards or closer to the rear lot line than one-half the required rear yard. See Illustration Below:



PLOT PLAN FORM

POOLS AND DETACHED POOL DECKS

Sample



DRAW BELOW:

- Location of existing house and proposed pool.
- Setback distances from pool to property lines, (side and rear).
- Size of pool and deck if applicable
- Ladder and enclosure.
- Name of street(s).

REAR YARD

Street:

Street:

Street:

Zoning Table: Setbacks

Zone	Side	Rear	½ Rear
RM	6	15	7.5
R-10	8	20	10
R-15	10	25	12.5
R-25	15	40	20
R-40	20	50	25

Is this a corner lot? Circle one: **Y** or **N**

Setbacks shall be measured from the nearest lot line to the edge of any deck or platform structure adjacent to the pool, or otherwise to the exterior lip of the pool.

Minimum setback distances for pools and pool decks must meet the applicable regulations of the zoning district in which they are located inclusive of front and side yards and ½ the distance to rear property line.

The owner of the premises hereby confirms that the plot plan as submitted is correct to the best of his/her knowledge and conforms to the Zoning Regulations of the City of Bristol. If it is found that the pool location is not in conformity with the plot plan, it will be the owner's responsibility to move the pool to its proper location. I agree that a pool alarm will be installed with the swimming pool.

THIS FORM MUST ACCOMPANY THE BUILDING PERMIT APPLICATION FORM

Date _____ Signature _____

Address _____

CITY OF BRISTOL
Building Department
111 North Main Street
Bristol, CT 06010
(860) 584-6215

SWIMMING POOL AGREEMENT

In recognition of the serious safety issues associated with the ownership and maintenance of swimming pools, I hereby agree:

1. To comply with all applicable laws and regulations including: The latest adopted State Building Code, which includes the following:
 - A. Safety Barriers, fences, gates, etc
 - B. Connecticut Amendments and errata.
 - C. National Electrical Code – wiring, lighting, etc.
 - D. 2012 International Energy Conservation Code - pool heaters, time clocks, pump.
 - E. C.G.S. 29.256a – water motion pool alarm (obtained prior to issuance of the building permit).
2. If you have a septic system, please advise staff at time of application. Additional requirements apply.
3. To provide and maintain a temporary barrier to prevent access to the pool while the pool, deck, permanent barrier etc. is constructed.
4. To call the Bristol Building Department to schedule an electrical inspection prior to the backfilling of conduit and all related pool electrical work as per applicable sections of the National Electrical Code.
5. To call the Bristol Building Department to schedule a final inspection upon completion of all code requirements at 860-584-6215.
6. Not to use my pool until a Certificate of Use has been issued. A Certificate of Use will be issued upon completion and inspection of all code requirements.

I have read and understood the above code requirements.

Street Address: _____

Property Owner: _____

Telephone Number: _____

_____ Above Ground Pool

_____ In-Ground Pool

Signature of Land Owner: _____ Date: _____

CONCERNING ALARMS FOR SWIMMING POOLS

CONNECTICUT GENERAL STATUTE 29.265a as referenced in CONNECTICUT STATE BUILDING CODE

- (a) As used in this section, "pool alarm" means a device which emits a sound of at least fifty decibels when a person or an object weighing fifteen pounds or more enters the water in a swimming pool.
- (b) No building permit shall be issued for the construction or substantial alteration of a swimming pool at a residence occupied by, or being built for, one or more families unless a pool alarm is installed with the swimming pool.

Date: _____

As owner of property located at _____, I agree to purchase and install a swimming pool alarm in compliance with Public Action 99-140.

Property Owners Signature: _____

Property Owners Name Printed: _____

nation of the floor area of the room in which the *mezzanine* is located.

R325.4 Means of egress. The means of egress for mezzanines shall comply with the applicable provisions of Section R311.

R325.5 Openness. Mezzanines shall be open and unobstructed to the room in which they are located except for walls not more than 36 inches (914 mm) in height, columns and posts.

Exceptions:

1. Mezzanines or portions thereof are not required to be open to the room in which they are located, provided that the aggregate floor area of the enclosed space is not greater than 10 percent of the mezzanine area.
2. In buildings that are not more than two stories above *grade plane* and equipped throughout with an automatic sprinkler system in accordance with Section R313, a mezzanine shall not be required to be open to the room in which the mezzanine is located.

**SECTION R326
SWIMMING POOLS, SPAS AND HOT TUBS**

R326.1 General. The provisions of this section shall control the design and construction of *swimming pools*, spas and hot tubs installed in or on the *lot* of a *one- or two-family dwelling*.

R326.2 Pools in flood hazard areas. Pools that are located in *flood hazard areas* established by Table R301.2(1), including above-ground pools, on-ground pools and in-ground pools that involve placement of fill, shall comply with Section R326.2.1 or R326.2.2.

Exception: Pools located in riverine *flood hazard areas* which are outside of designated *floodways*.

R326.2.1 Pools located in designated floodways. Where pools are located in designated *floodways*, documentation shall be submitted to the *building official* which demonstrates that the construction of the pool will not increase the *design flood elevation* at any point within the *jurisdiction*.

R326.2.2 Pools located where floodways have not been designated. Where pools are located where *design flood elevations* are specified but *floodways* have not been designated, the applicant shall provide a *floodway analysis* that demonstrates that the proposed pool will not increase the *design flood elevation* more than 1 foot (305 mm) at any point within the *jurisdiction*.

R326.3 Definitions. For the purposes of these requirements, the terms used shall be defined as follows and as set forth in Chapter 2.

ABOVE-GROUND/ON-GROUND POOL. See "Swimming pool."

BARRIER. A fence, wall, *building wall* or combination thereof which completely surrounds the swimming pool and obstructs access to the swimming pool.

HOT TUB. See "Swimming pool."

IN-GROUND POOL. See "Swimming pool."

RESIDENTIAL. That which is situated on the premises of a detached *one- or two-family dwelling*, or a one-family townhouse not more than three stories in height where the pool is intended to be used by the *owners* and invited guests.

SPA. A product intended for the immersion of persons in temperature-controlled water circulated in a closed system and not intended to be drained and filled with each use. A spa usually includes a filter; an electric, solar or gas heater; a pump or pumps; and a control and can also include other equipment, such as lights, blowers, and sanitizing equipment.

SPA, EXERCISE (Also known as a swim spa). Variants of a spa in which the design and construction includes specific features and equipment to produce a water flow intended to allow recreational physical activity including, but not limited to, swimming in place. *Exercise spas* can include peripheral jetted seats intended for water therapy, heater, circulation and filtration system, or can be a separate distinct portion of a combination *spa/exercise spa* and can have separate controls. These spas are of a design and size such that they have an unobstructed volume of water large enough to allow the 99th Percentile Man as specified in APSP 16 to swim or exercise in place.

SPA, NONPORTABLE. See "Swimming pool."

SPA, PORTABLE. A nonpermanent structure intended for recreational bathing, in which all controls, water-heating and water-circulating equipment are an integral part of the product.

SWIMMING POOL. Any structure intended for swimming or recreational bathing that contains water more than 24 inches (610 mm) deep.

SWIMMING POOL, INDOOR. A swimming pool that is totally contained within a structure and surrounded on all four sides by the walls of the enclosing structure.

SWIMMING POOL, OUTDOOR. Any swimming pool that is not an indoor pool.

R326.4 Swimming pools. Swimming pools shall be designed and constructed in accordance with Sections R326.4.1 through R326.4.3.

R326.4.1 In-ground pools. In-ground pools shall be designed and constructed in compliance with APSP 5.

R326.4.2 Above-ground and on-ground pools. Above-ground and on-ground pools shall be designed and constructed in compliance with APSP 4.

R326.4.3 Pools in flood hazard areas. In *flood hazard areas* established by Table R301.2(1), pools in coastal high-hazard areas shall be designed and constructed in compliance with ASCE 24.

R326.5 Spas and hot tubs. Spas and hot tubs shall be designed and constructed in accordance with Sections R326.5.1 and R326.5.2.

R326.5.1 Permanently installed spas and hot tubs. Permanently installed spas and hot tubs shall be designed and constructed in compliance with APSP 3.

R326.5.2 Portable spas and hot tubs. Portable spas and hot tubs *shall* be designed and constructed in compliance with APSP 6.

R326.6 Barrier requirements. The provisions of this section *shall* control the design of barriers for residential *swimming pools*, spas and hot tubs. These design controls are intended to provide protection against potential drownings and near-drownings by restricting access to *swimming pools*, spas and hot tubs.

R326.6.1 Outdoor swimming pool. An outdoor swimming pool, including an in-ground, above-ground or on-ground pool, hot tub or spa, *shall* be surrounded by a barrier which *shall* comply with the following:

1. The top of the barrier *shall* be at least 48 inches (1219 mm) above grade measured on the side of the barrier which faces away from the swimming pool. The maximum vertical clearance between grade and the bottom of the barrier *shall* be 2 inches (51 mm) measured on the side of the barrier which faces away from the swimming pool. Where the top of the pool structure is above grade, such as an above-ground pool, the barrier may be at ground level, such as the pool structure, or mounted on top of the pool structure. Where the barrier is mounted on top of the pool structure, the maximum vertical clearance between the top of the pool structure and the bottom of the barrier *shall* be 4 inches (102 mm).
2. Openings in the barrier *shall* not allow the passage of a 4-inch-diameter (102 mm) sphere.
3. Solid barriers which do not have openings, such as a *masonry* or stone wall, *shall* not contain indentations or protrusions, except for normal construction tolerances and tooled *masonry* joints.
4. Where the barrier is composed of horizontal and vertical members, and the distance between the tops of the horizontal members is less than 45 inches (1143 mm), the horizontal members *shall* be located on the swimming pool side of the fence. Spacing between vertical members *shall* not exceed 1³/₄ inches (44 mm) in width. Where there are decorative cutouts within vertical members, spacing within the cutouts *shall* not exceed 1³/₄ inches (44 mm) in width.
5. Where the barrier is composed of horizontal and vertical members, and the distance between the tops of the horizontal members is 45 inches (1143 mm) or more, spacing between vertical members *shall* not exceed 4 inches (102 mm). Where there are decorative cutouts within vertical members, spacing within the cutouts *shall* not exceed 1³/₄ inches (44 mm) in width.
6. Maximum mesh size for chain link fences *shall* be a 2¹/₄-inch (57 mm) square, unless the fence has slats fastened at the top or the bottom which reduce the openings to not more than 1³/₄ inches (44 mm).

7. Where the barrier is composed of diagonal members, such as a lattice fence, the maximum opening formed by the diagonal members *shall* not be more than 1³/₄ inches (44 mm).
8. Access gates *shall* comply with the requirements of Items 1 through 7, and *shall* be equipped to accommodate a locking device. Pedestrian access gates *shall* open outward away from the pool, and *shall* be *self-closing* and have a self-latching device. Gates, other than pedestrian access gates, *shall* have a self-latching device. Where the release mechanism of the self-latching device is located less than 54 inches (1372 mm) from the bottom of the gate, the release mechanism and openings *shall* comply with the following:
 - 8.1. The release mechanism *shall* be located on the pool side of the gate at least 3 inches (76 mm) below the top of the gate; and
 - 8.2. The gate and barrier *shall* have no opening larger than 1/2 inch (12.7 mm) within 18 inches (457 mm) of the release mechanism.
9. Where a wall of a *dwelling* serves as part of the barrier, one of the following conditions *shall* be met:
 - 9.1. The pool *shall* be equipped with a powered safety cover in compliance with ASTM F1346;
 - 9.2. Doors with direct access to the pool through that wall *shall* be equipped with an alarm that produces an audible warning when the door and/or its screen, if present, are opened. The alarm *shall* be *listed* and *labeled* in accordance with UL 2017. The deactivation switch(es) *shall* be located at least 54 inches (1372 mm) above the threshold of the door; or
 - 9.3 Other means of protection, such as *self-closing* doors with self-latching devices, which are *approved* by the governing body, *shall* be acceptable as long as the degree of protection afforded is not less than the protection afforded by Item 9.1 or 9.2 described herein.
10. Where an above-ground or on-ground pool structure is used as a barrier or where the barrier is mounted on top of the pool structure, and the means of access is a ladder or steps, the ladder or steps *shall* be surrounded by a barrier that meets the requirements of Section AG105.2, Items 1 to 9, inclusive.

R326.6.2 Indoor swimming pool. Walls surrounding an indoor swimming pool *shall* comply with Item 9 of Section R326.6.1.

R326.6.3 Barrier perimeter clearance. The required barrier height *shall* exist around the entire perimeter of the barrier and for a distance of 3 feet (914 mm) measured horizontally from the outside of the required barrier, free of structures, equipment or similar objects.

R326.6.4 Barrier exceptions. Spas or hot tubs with a safety cover which comply with ASTM F1346 *shall* be exempt from the provisions of this chapter.

R326.6.5 Temporary enclosure. A temporary enclosure *shall* be installed prior to the electrical bonding inspection of any in-ground swimming pool unless the permanent barrier specified in Section R326.6.1 is in place prior to the commencement of the installation. The temporary enclosure *shall* be a minimum of 4 feet (1219) in height, *shall* have no openings that will allow passage of a 4-inch (102 mm) sphere and *shall* be equipped with a positive latching device on any openings.

R326.6.6 Pool alarm. Pursuant to section 29-265a of the Connecticut General Statutes, no building *permit shall* be issued for the construction or substantial *alteration* of a swimming pool at a residence occupied by, or being built for, one or more families unless a pool alarm is installed with the swimming pool. As used in this section, "pool alarm" means a device that emits a sound of at least 50 decibels when a person or an object weighing 15 pounds (6.8 kg) or more enters the water in a swimming pool.

Exception: Hot tubs and portable spas *shall* be exempt from this requirement.

R326.7 Entrapment protection for swimming pool and spa suction outlets. Suction outlets *shall* be installed in accordance with APSP 7.

R326.8 Abbreviations. The following abbreviations are defined as:

ANSI—American National Standards Institute
25 West 43rd Street, 4th Floor
New York, NY 10036

APSP—Association of Pool and Spa Professionals
NSPI—National Spa and Pool Institute
2111 Eisenhower Avenue
Alexandria, VA 22314

ASCE—American Society of Civil Engineers
1801 Alexander Bell Drive
Reston, VA 20191

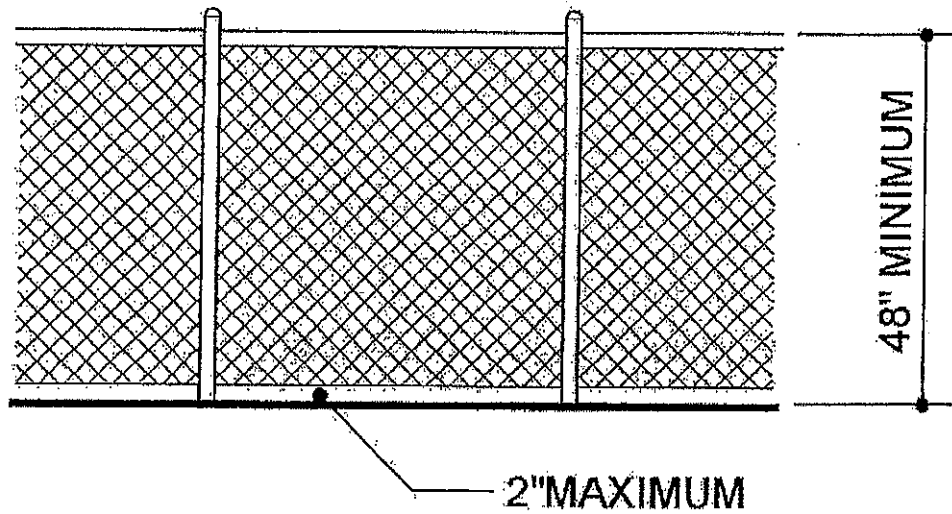
ASTM—ASTM International
100 Barr Harbor Drive, P.O. Box C700
West Conshohocken, PA 19428

UL LLC
333 Pfingsten Road
Northbrook, IL 60062

R326.9 Referenced standards. The standards referenced herein are referenced in Table R326.9.

TABLE R326.9
REFERENCED STANDARDS

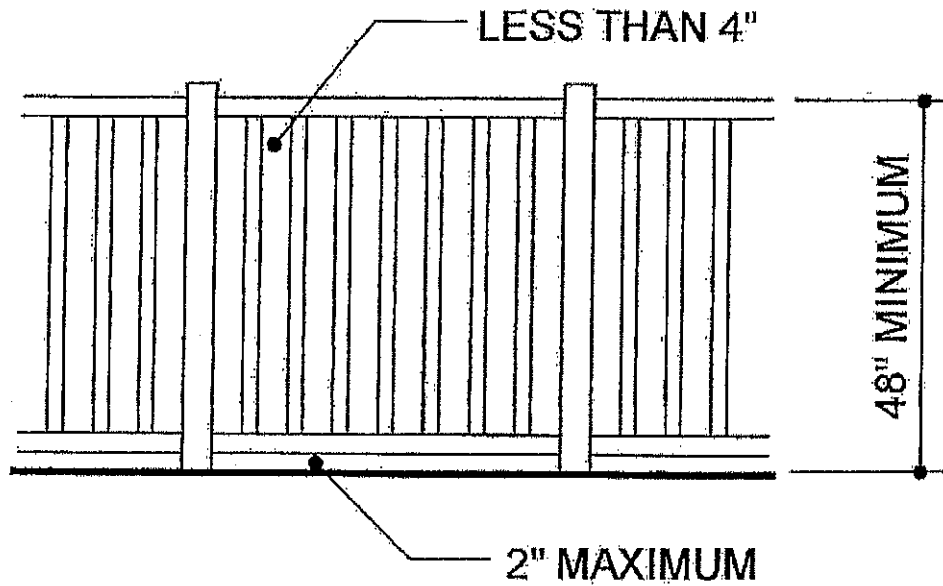
ANSI/APSP	SECTION
APSP 3—14 American National Standard for Permanently Installed Residential Spas and Swim Spas	R326.5.1
APSP 4—12 American National Standard for Aboveground/Onground Residential Swimming Pools	R326.4.2
APSP 5—11 American National Standard for Residential Inground Swimming Pools	R326.4.1
APSP 6—13 American National Standard for Residential Portable Spas and Swim Spas	R326.5.2
APSP 7—13 American National Standard for Suction Entrapment Avoidance in Swimming Pools, Wading Pools, Spas, Hot Tubs and Catch Basins	R326.7
APSP 16—11 American National Standard for Suction Fittings for Use in Swimming Pools, Wading Pools, Spas and Hot Tubs	R326.3
ASTM	
ASTM F1346—91 (2010) Standard Performance Specification for Safety Covers and Labeling Requirements for All Covers for Swimming Pools, Spas and Hot Tubs	R326.6.1, R326.6.4
UL	
UL 2017—2008 General-Purpose Signaling Devices and Systems - with revisions through May 2011	R326.6.1



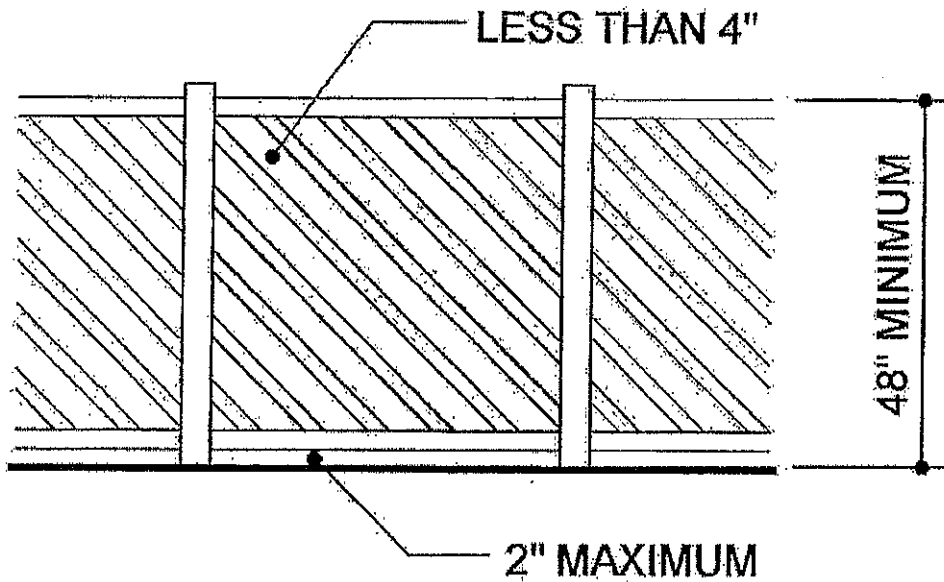
ELEVATION

OUTSIDE OF THE POOL ENCLOSURE

SECTION AG105.2, ITEM 1

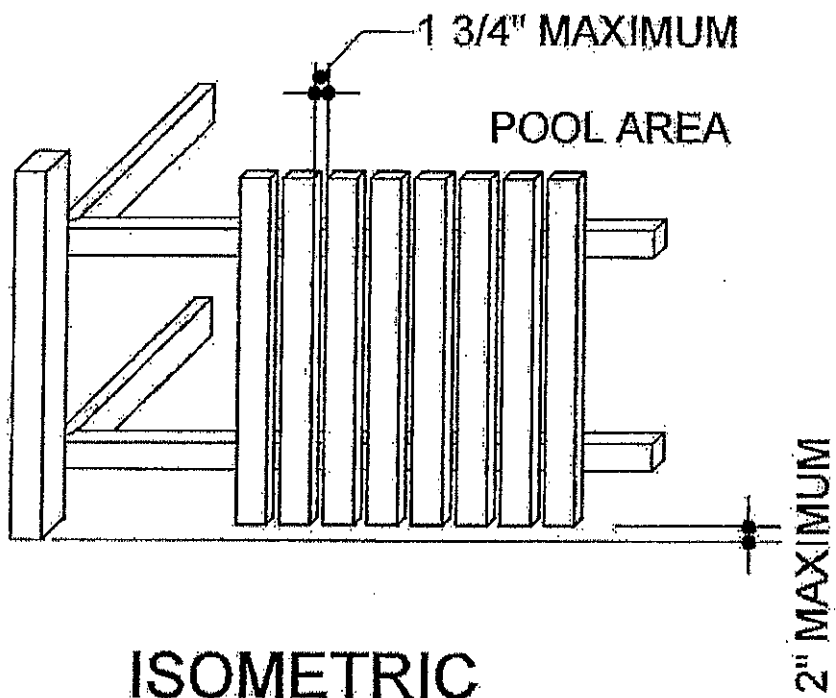
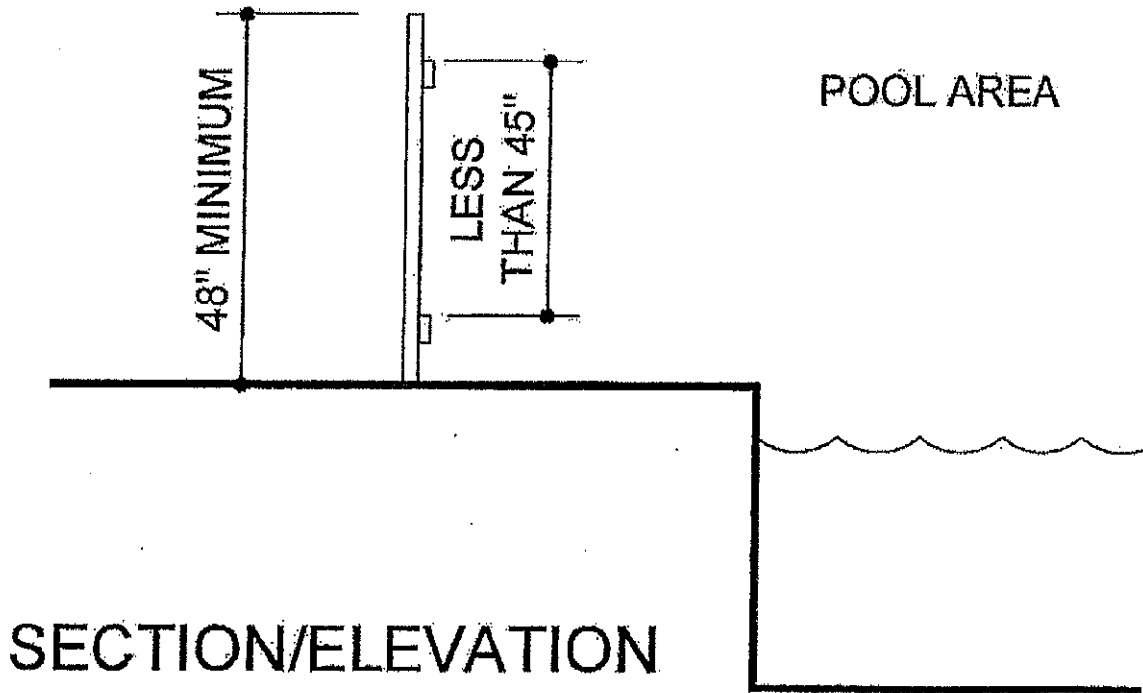


ELEVATION

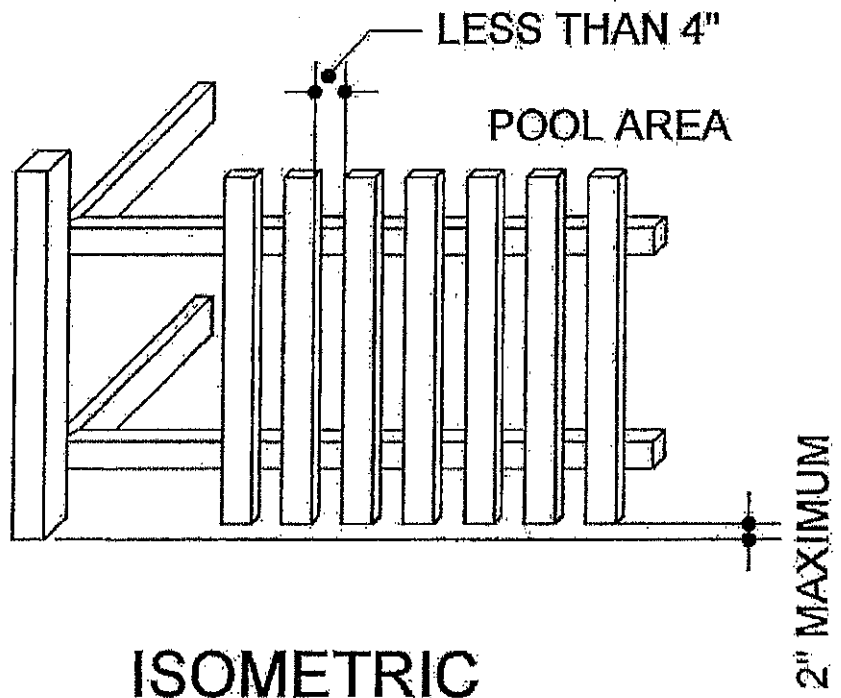
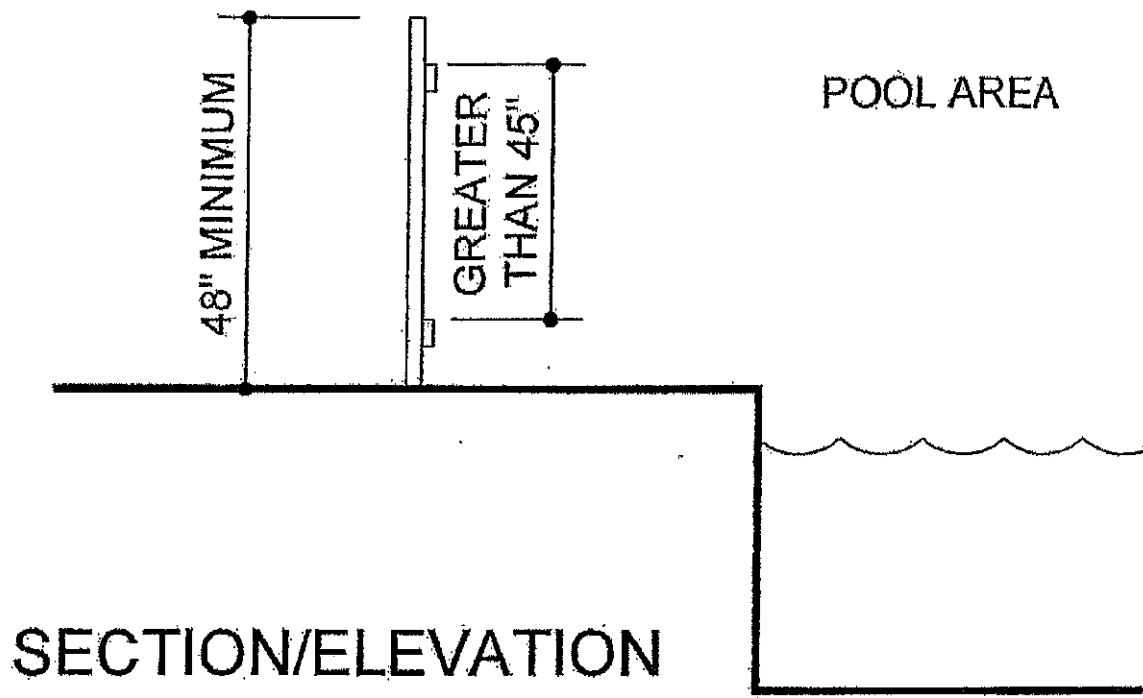


ELEVATION

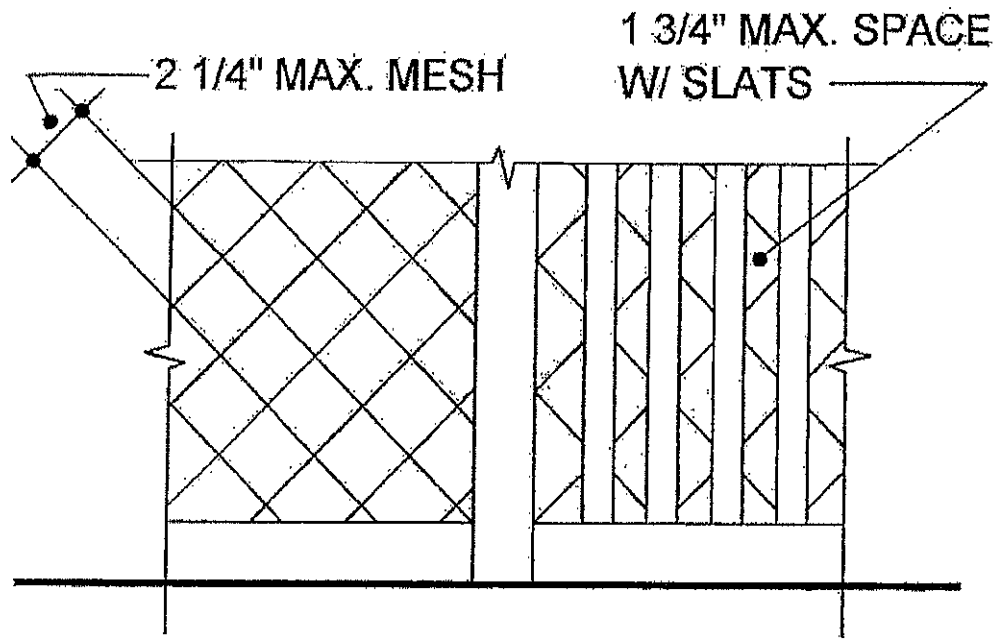
SECTION AG105.2, ITEM 2



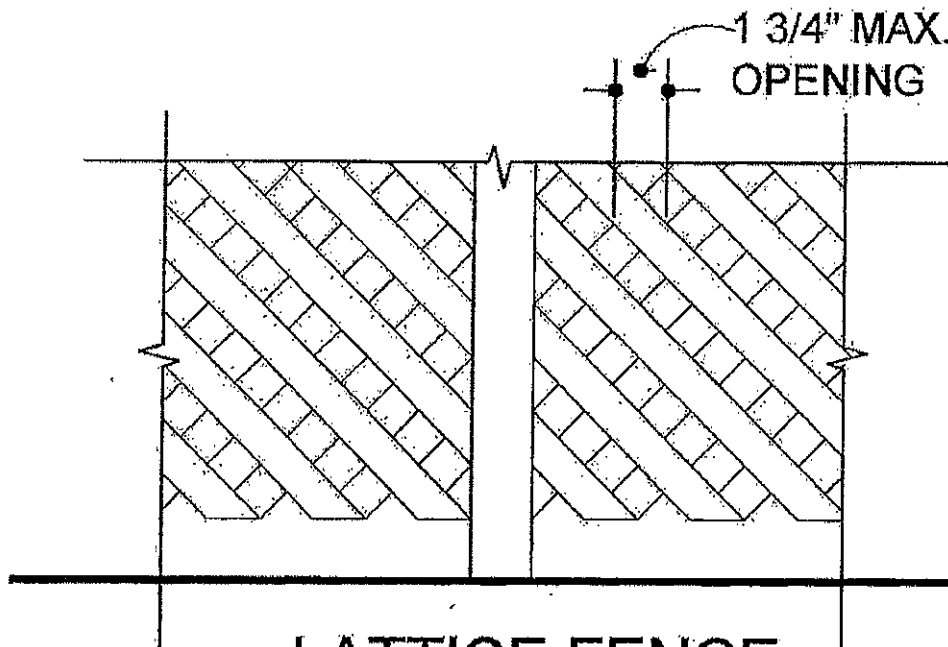
SECTION AG105.2, ITEM 4



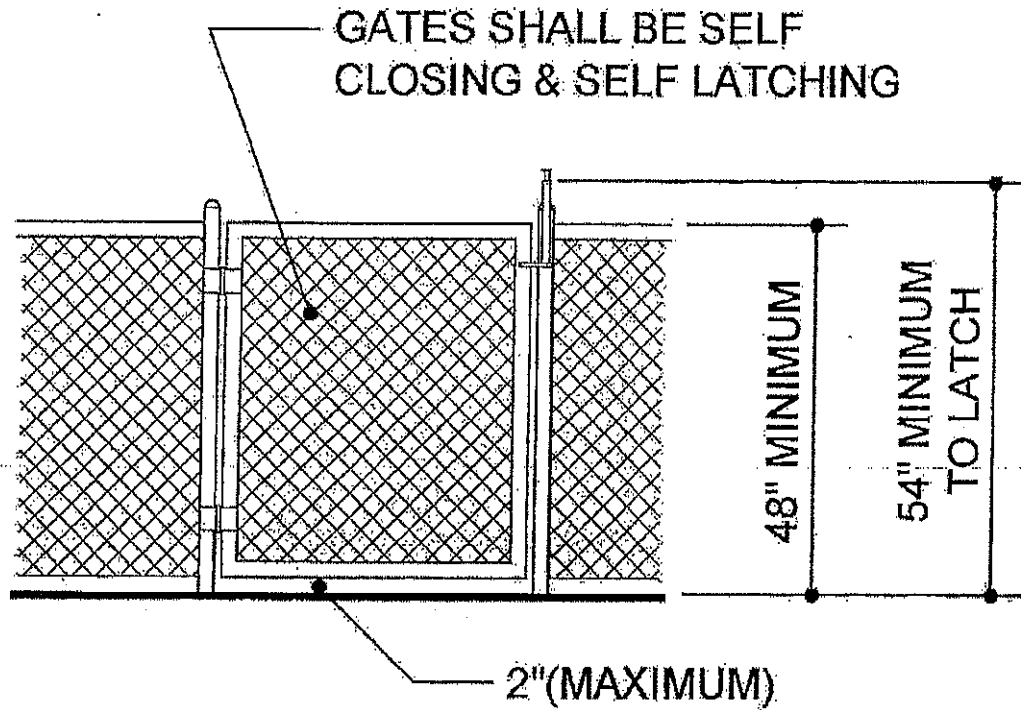
SECTION AG105.2, ITEM 5



CHAIN LINK FENCE
SECTION AG105.2, ITEM 6



LATTICE FENCE
SECTION AG105.2, ITEM 7



ELEVATION

PEDESTRIAN ACCESS GATE

SECTION AG105.2, ITEM 8